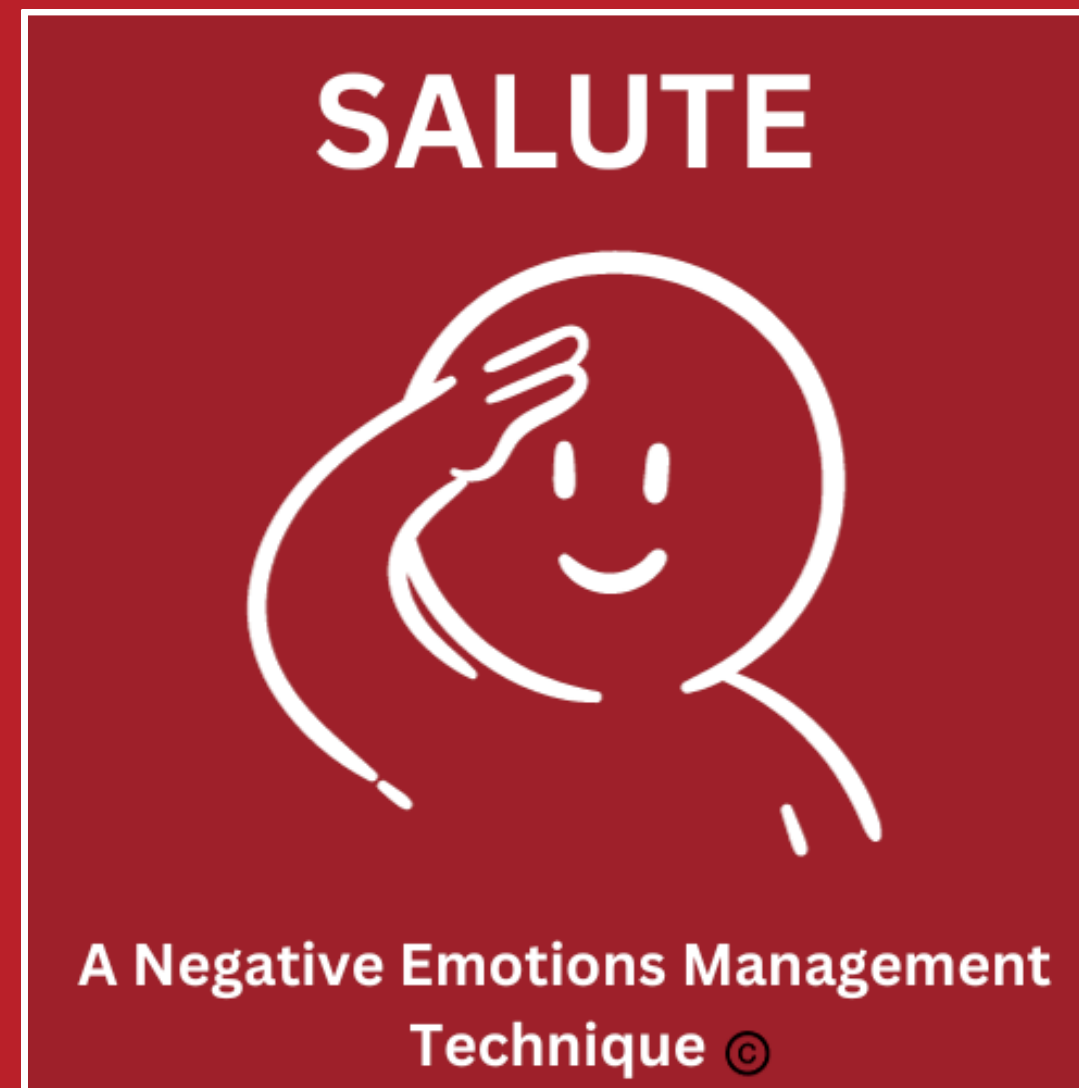


Lesson Seven: Fifth Step of the SALUTE


Technique: T - Stands for Transform



Mini-Course


Introducing T - Transforming

- Shift from understanding emotions to taking actionable steps.
- Use negative emotions as catalysts for positive change.
- Focus on crafting action plans, reframing perspectives, and creating realistic, empowering steps.



Why Transform? The Power of Action-Oriented Emotional Management

- **Break the Emotional Loop:**
 - Move from feeling stuck to taking control through action.
 - Build resilience by shifting from reaction to purposeful response.
- **From Emotion to Action:**
 - Acknowledge emotions and ask, “What can I do about this?”
 - Channel emotional energy into constructive steps.

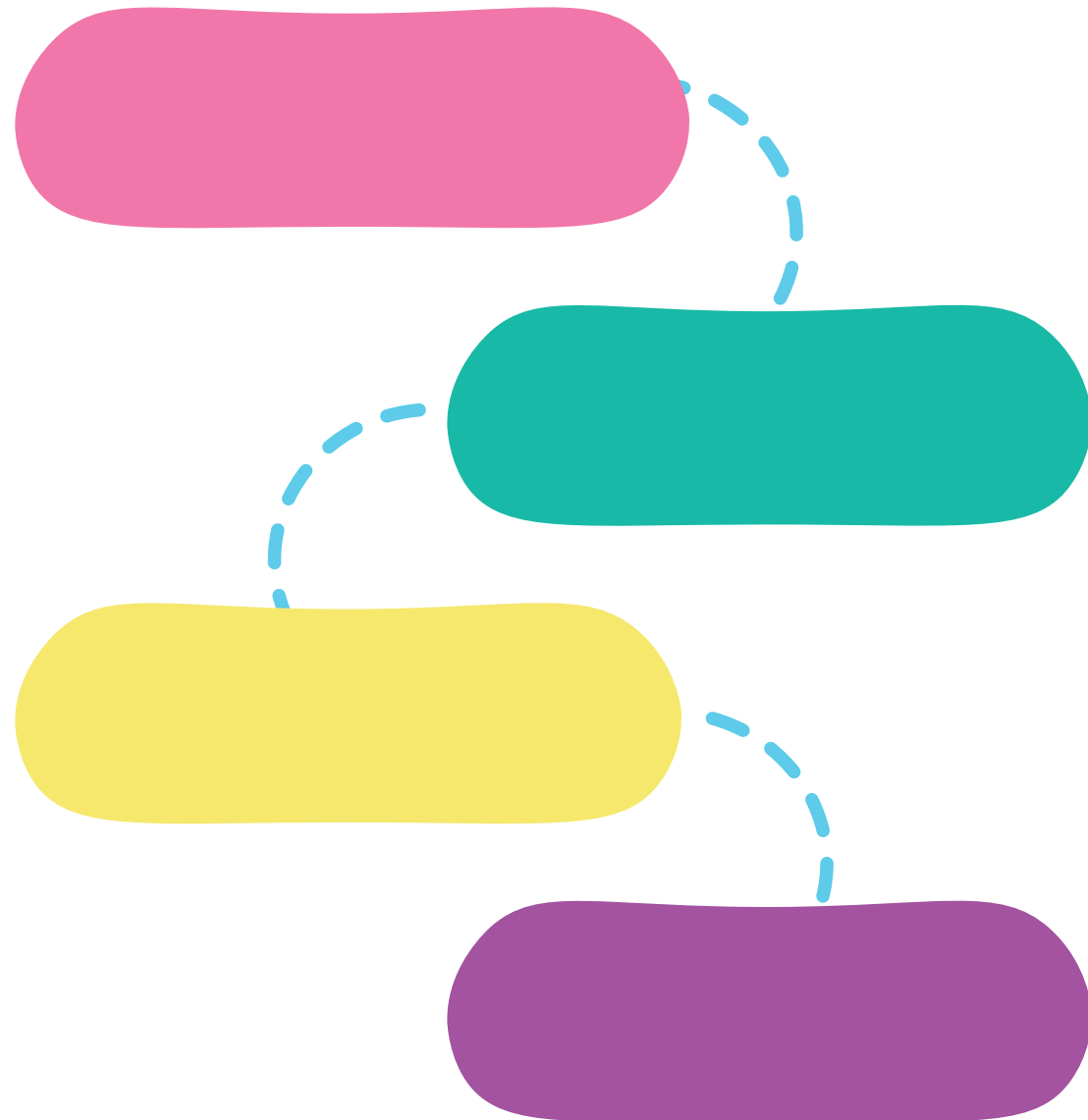


Crafting a Plan of Action

- **Define the Problem Clearly:**
 - Identify specific issues rather than vague emotions.
 - Clear problem statements guide targeted solutions.
- **Set a Goal:**
 - Define what a positive outcome looks like.
 - Goals provide direction and focus your efforts.
- **Brainstorm Possible Actions:**
 - Generate a list of actions without immediate judgment.
 - Explore a range of solutions to address your goals.




Crafting a Plan of Action (Cont.)



- **Evaluate and Choose:**
 - Prioritize actions based on impact and feasibility.
 - Start small to build momentum.
- **Create a Step-by-Step Plan:**
 - Break down actions into manageable steps with specifics.
 - Detailed plans make taking action more accessible.
- **Set a Timeline:**
 - Assign deadlines to keep progress on track.
 - Realistic timeframes help maintain momentum.

Positive Reframing and Perspective-Shifting Techniques

- **Find the Silver Lining:**
 - Identify positive aspects in challenging situations.
 - Shift focus to see the full picture, including growth opportunities.
- **Challenge Negative Thoughts:**
 - Question the validity of negative thoughts to gain perspective.
 - Recognize thoughts as interpretations, not facts.



Positive Reframing and Perspective-Shifting Techniques (Cont.)



- **Adopt a Growth Mindset:**
 - View challenges as opportunities for learning.
 - Embrace failures as steps toward success.
- **Shift from “Have To” to “Get To”:**
 - Reframe language to see opportunities rather than obligations.

Creating Realistic and Empowering Action Steps

- **Start Small:**
 - Begin with manageable actions to build confidence.
 - Small successes encourage ongoing progress.
- **Be Specific and Measurable:**
 - Define clear, measurable actions to track progress.
 - Specificity helps see the impact of your efforts.



Creating Realistic and Empowering Action Steps (Cont.)



- **Focus on What You Can Control:**
 - Direct actions towards controllable aspects.
 - Change responses if you can't change circumstances.
- **Celebrate Your Progress:**
 - Recognize and celebrate every step forward.
 - Reinforces positive behavior and motivates continued action.

Wrapping It Up

- The “Transform” step empowers you to turn insights into action.
- Use emotions as fuel for positive change by creating actionable plans.
- Consistent, intentional action shapes your emotional journey and builds resilience.
- Keep moving, transforming, and actively shaping your path forward.

